



# Open Space Asset Management Plan Summary

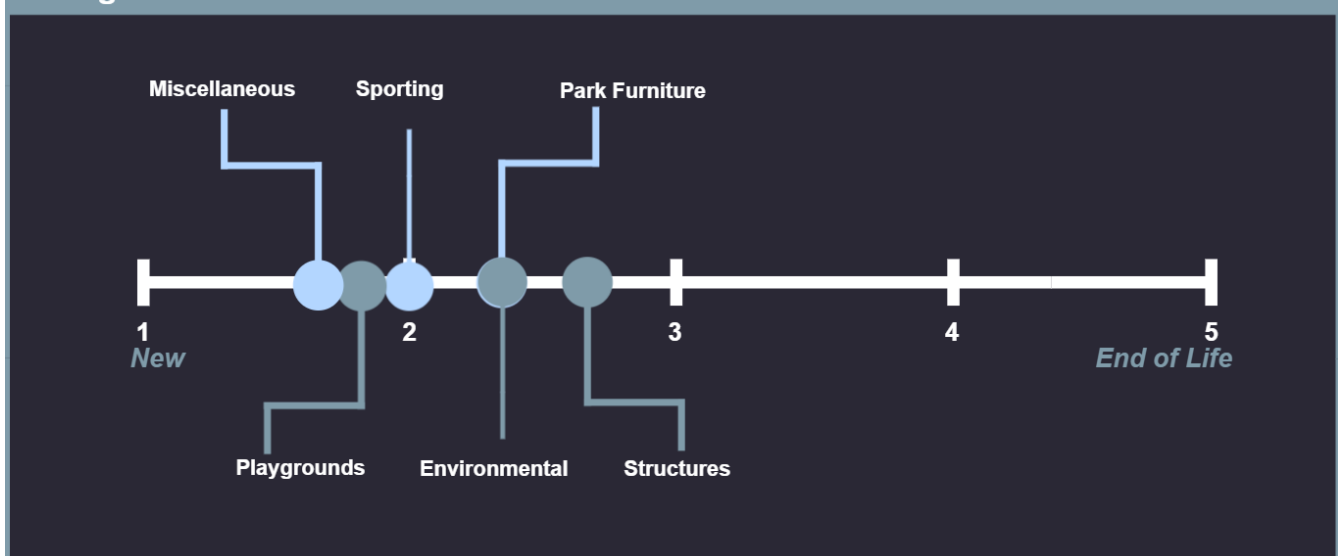
City of Mitcham  
2020

# Overview

This Asset Management Plan details the extent, condition and value of the City of Mitcham’s open space assets and outlines the plan for the next 10 years to sustainably manage and develop the network. It has been developed with a focus on sharing Council’s available data, particularly from a spatial perspective, for the benefit of readers when understanding how our community assets are managed.

Council has a rigorous process for the collection of asset data across the network. It is routinely updated, and consequently there is a good level of confidence in the attribute, condition and financial data used within this Asset Management Plan. It is acknowledged that occasionally Council is made aware of open space assets that were constructed prior to accurate record, such as irrigation or other underground assets, however these are not a significant extent when compared to the overall asset network and do not have a material impact on the 10 year future modelling. These assets are being proactively identified and addressed by Council as necessary. It is also acknowledged that as strategic direction is refined for Open Spaces in the near future, this may have an impact on forecast funding requirements.

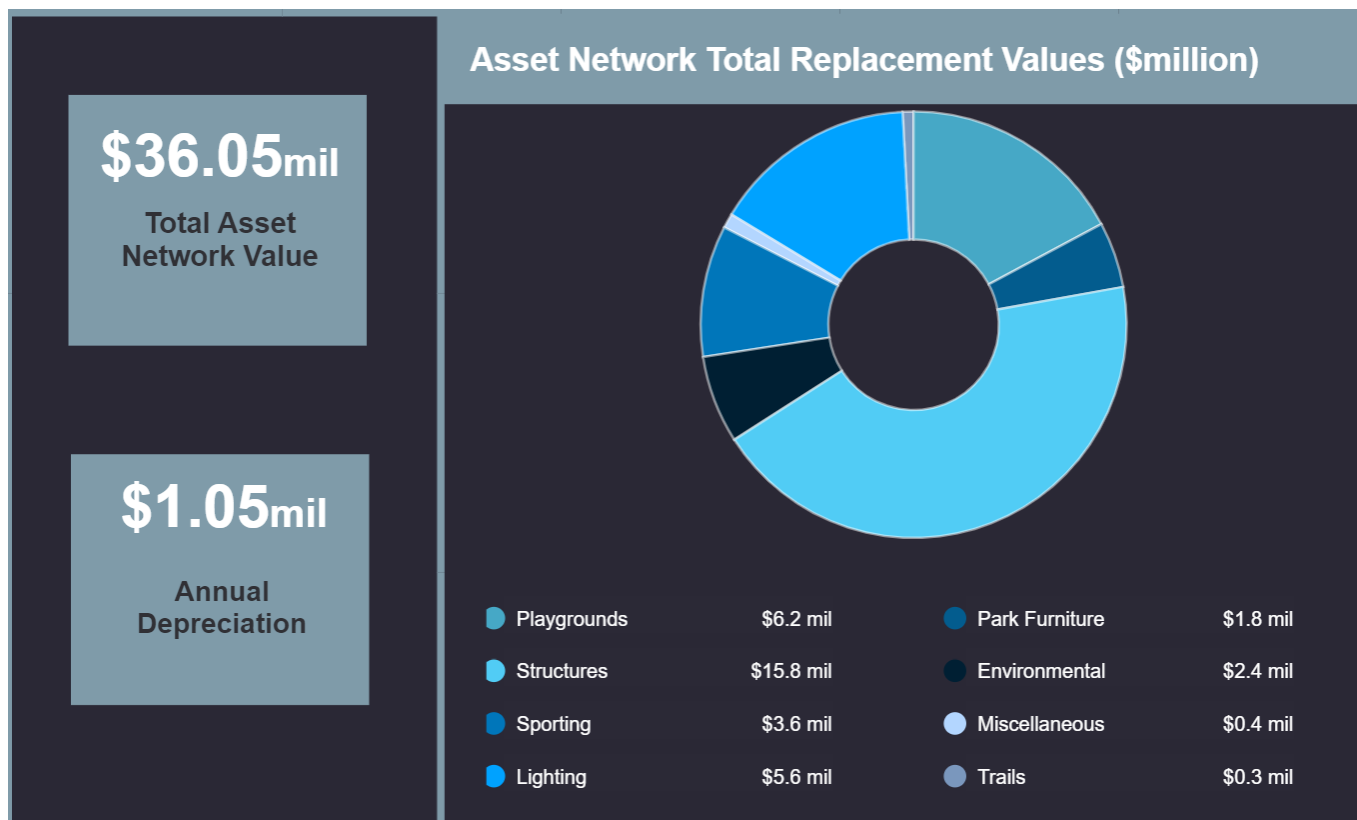
## Average Asset Condition



# Asset Network

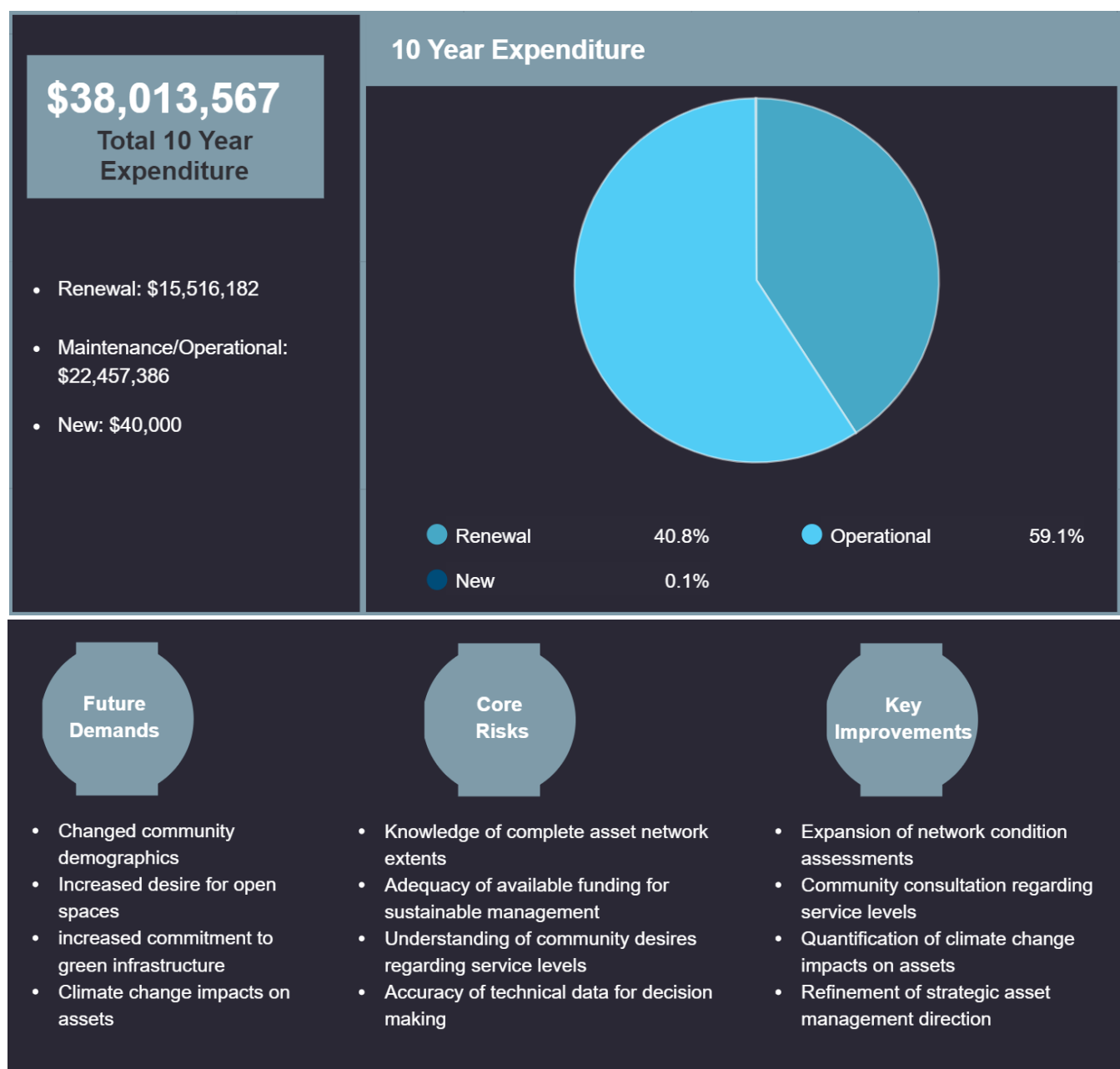
The City of Mitcham is responsible for a diverse portfolio of open space assets. These comprise many different types of assets including playgrounds, sporting facilities, and assets commonly found within Council reserves such as seats, tables, fences and bins.

The replacement value of our assets is the product of the measured asset extent (lin. m, m2, m3, or no.of items) and the calculated unit rate. This rate is the cost per unit to replace the asset. It includes removal of the existing asset and construction of the new asset. It is determined from a combination of known project rates, industry standards and first principles, and is audited on a regular basis.



# 10 Year Plan

The budgeted funding to provide the services covered within this Asset Management Plan is on average \$3,801,356.74 per year, for the Open Space asset network. This includes operations, maintenance, renewal, upgrade and disposal of existing assets. Details of the annual budgets, impacted assets and resultant network condition can be found in the digital Open Space Asset Management Plan.



# Detailed Asset Expenditure

The renewal, operations & maintenance, and new expenditure budgets for the next 10 year period are tabulated below. These budgets maintain Council's existing level of service for the asset network.

For further detail on how the Council's open space assets are sustainably managed within these budgets please refer to the interactive digital Asset Management Plan.

Financial Year	Renewal Expenditure	Maintenance Expenditure	New Expenditure	Total Expenditure
2020/21	\$2,398,584	\$2,245,739	\$10,000	\$4,654,322
2021/22	\$1,601,240	\$2,245,739	\$10,000	\$3,856,979
2022/23	\$2,127,712	\$2,245,739	\$10,000	\$4,383,450
2023/24	\$1,146,912	\$2,245,739	\$10,000	\$3,402,651
2024/25	\$1,421,582	\$2,245,739	\$0	\$3,667,321
2025/26	\$1,176,668	\$2,245,739	\$0	\$3,422,407
2026/27	\$1,786,664	\$2,245,739	\$0	\$4,032,402
2027/28	\$1,631,996	\$2,245,739	\$0	\$3,877,734
2028/29	\$1,301,247	\$2,245,739	\$0	\$3,546,986
2029/30	\$923,577	\$2,245,739	\$0	\$3,169,315